

Mini terminals TS 15

In hazardous area applications, the installation instructions and the rated data specifications for accessories given in the technical appendix must be followed.

Width/Length/height with TS15x7.5	mm ²
max. current / max. cond. cross-section	A/mm ²
Max. clamping range	mm ²

Technical data

Rated data	
Rated voltage	V
Rated current	A
Rated cross-section	mm ²
Rated impulse voltage / Pollution severity	kV/-
Gauge to IEC 60947-1 / UL94 Flammability class	
Approvals	

Clamped conductors (H05V/H07V)

solid / stranded	mm ²
flexible / Stranded wire with end ferrules	mm ²
Tightening torque range (clamping screw)	
Stripping length / Blade size	mm/-
2 conductors with same cross-section (H05V/H07V)	
solid / stranded	mm ²
flexible / Stranded wire with end ferrules	mm ²

Note

Ordering data

Version	
	Dark beige Wemid (PA)
	Blue Wemid (PA)

Note

Accessories

Pluggable cross-connection	
	2-pole
	3-pole
	4-pole
	10-pole
End plate / partition	
	Dark beige Wemid
End bracket	
	Dark beige Wemid


Marking systems	(see assortment in catalogue 7)
	Marking tags

For detailed information on other accessories and applications, refer to the „Accessories“ section

WDU 1.5/R 3.5

1.5 mm²

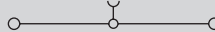
Feed-through terminal (V0)



3.5 x 24.5 x 25

17.5 / 1.5

0.13...1.5

IEC 60947-7-1 Ex e ll  II 2 G D

IEC	UL	CSA	EN 60079-7
400	300	300	275
17.5	10	10	14
1.5	AWG 26...14	AWG 26...16	1.5
4 / 3			
A1 / V-0			

   KEMA 99ATEX6545 U

Rated connection

0.5...1.5 / 1.5...1.5
0.5...1.5 / 0.5...1.5
0.3 Nm (M 2)
7 / 0.4 x 2.5 mm

0.5...0.75
0.5...0.75 / 0.5...0.5

PZ 6/5 recommended as crimping tool for 1.5 mm² with wire-end ferrule

Type	Qty	Order No.
WDU 1.5/R3.5	100	1753280000
WDU 1.5/R3.5 BL	100	1754170000


Type	current	Qty	Order No.
ZQV 1.5N/R3.5/2 GE	17.5 A	50	1754210000
ZQV 1.5N/R3.5/3 GE	17.5 A	50	1754220000
ZQV 1.5N/R3.5/4 GE	17.5 A	20	1754230000
ZQV 1.5N/R3.5/10 GE	17.5 A	20	1754290000
Width			
WAP WDU 1.5/R3.5	1.5 mm	20	1754190000
EW 15	10 mm	50	0382860000

DEK 5/3,5

WDK 1.5/R3.5

1.5 mm²

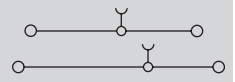
Double feed-through terminal (V0)



3.5 x 46.5 x 38.5

16 / 1.5

0.13...1.5

IEC 60947-7-1 Ex e ll  II 2 G D

IEC	UL	CSA	EN 60079-7
400	300	300	275
16	10	10	15
1.5	AWG 26...14	AWG 26...16	1.5
4 / 3			
A1 / V-0			

   KEMA 99ATEX6545 U

Rated connection

0.5...1.5 / 1.5...1.5
0.5...1.5 / 0.5...1.5
0.3 Nm (M 2)
7 / 0.4 x 2.5 mm

0.5...0.75
0.5...0.75 / 0.5...0.5

PZ 6/5 recommended as crimping tool for 1.5 mm² with wire-end ferrule

Type	Qty	Order No.
WDK 1.5/R3.5	100	1753290000
WDK 1.5/R3.5 BL	100	1754180000

Type	current	Qty	Order No.
ZQV 1.5N/R3.5/2 GE	17.5 A	50	1754210000
ZQV 1.5N/R3.5/3 GE	17.5 A	50	1754220000
ZQV 1.5N/R3.5/4 GE	17.5 A	20	1754230000
ZQV 1.5N/R3.5/10 GE	17.5 A	20	1754290000
Width			
WAP WDK 1.5/R3.5	1.5 mm	20	1754200000
EW 15	10 mm	50	0382860000

DEK 5/3,5

WPE 1.5/R3.5

1.5 mm²

PE terminal (V0)



In hazardous area applications, the installation instructions and the rated data specifications for accessories given in the technical appendix must be followed.

Width/Length/height with TS15x7.5	mm ²
max. current / max. cond. cross-section	A/mm ²
Max. clamping range	mm ²

3.5 x 24.5 x 25
/ 1.5
0.13...1.5

Technical data

Rated data	
Rated cross-section	mm ²
Rated voltage to adjacent terminal	V
Rated impulse withstand voltage to adjacent terminal	kV
Short-time withstand current	
Pollution severity	
Gauge to IEC 60947-1 / UL94 Flammability class	
Approvals	
Clamped conductors (H05V/H07V)	
solid / stranded	mm ²
flexible / Stranded wire with end ferrules	mm ²
Tightening torque range (clamping screw)	
Tightening torque range (fixing screw)	
Stripping length / Blade size	mm/-
Note	

IEC 60947-7-2

IEC	UL	CSA
1.5	AWG 26...	AWG 18
400		
6		
	180 A (1,5 mm ²)	
	3	
	A1 / V-0	

®

Rated connection	
0.5...1.5 / 1.5...1.5	
0.5...1.5 / 0.5...1.5/ 0.5...1.5	
0.3 Nm (M 2)	
7 / 0.4 x 2.5 mm	

PZ 6/5 recommended as crimping tool for 1.5 mm² with wire-end ferrule

Ordering data

Version
green/yellow Wemid (PA)
Note

Type	Qty	Order No.
WPE 1.5/R3.5	100	1798460000

Accessories

End plate / partition	
	Dark beige Wemid
End bracket	
	Dark beige Wemid

Type	Width	Qty	Order No.
WAP WDU1.5/R3.5	1.5 mm	20	1754190000
EW 15	10 mm	50	0382860000

Marking systems (see assortment in catalogue 7)
 Marking tags
For detailed information on other accessories and applications, refer to the „Accessories“ section

DEK 5/3,5