



# 70 RT Range

Rotary switches





**GEWISS**

## SURFACE-MOUNTING ROTARY SWITCHES - IP65

RATED CURRENT	POLES	DIMENSIONS LxHxD (mm)		CONTROL VERSIONS (black knob)		EMERGENCY VERSIONS (red knob on yellow flange)	PACK CARTON
16A	2	114x114x71,5		GW 70 401		GW 70 431	1/16
	3			GW 70 402		GW 70 432	
	4			GW 70 403		GW 70 433	
32A	2			GW 70 404		GW 70 434	
	3			GW 70 405		GW 70 435	
	4			GW 70 406		GW 70 436	
63A	3	170x170x96	GW 70 407	GW 70 437	1/6		
	4		GW 70 408	GW 70 438			

## ROTARY CONTROL SWITCHES FOR DISTRIBUTION BOARD

RATED CURRENT	POLES	N° EN 50022 MODULES	REGULATION FIELD (mm)	DOOR LOCKING VERSIONS (red knob on yellow flange)	PACK CARTON	DIN RAIL VERSIONS (black knob)	PACK CARTON	
16A	2	3	87-145		1/10		GW 70 201	1/30
	3						GW 70 202	
	4						GW 70 203	
32A	2	4			GW 70 204		1/24	
	3				GW 70 205			
	4				GW 70 206			
63A	3	5	114-177	GW 70 207	1/12			
	4			GW 70 208				

## COMPLEMENTARY ITEMS

CODE	DESCRIPTION	REGULATION FIELD	PACK CARTON
GW 70 009	Galvanized steel extending brackets for rear fixing complete with self-tapping screws (for 16-32-63A) - set of 4 brackets	117-305mm (16/32A) 144-337mm (63A)	1/10
GW 70 409	Padlockable red knob with yellow flange for emergency 16-32A		1/20
GW 70 410	Padlockable red knob with yellow flange for emergency 63A		1/18

**Characteristics of GW 70 009:** the regulation field can be obtained by cutting both the shaft supplied and the extension brackets at the references shown.

**Applications GW 70 409/410:** suitable for maintenance of control version in the case one wants to make emergency versions.