

PFISTERER



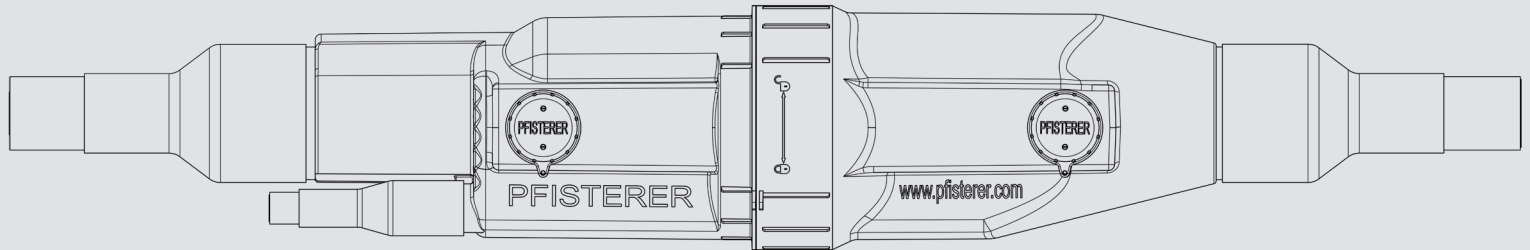
IXOSIL SLIP-ON JOINTS

Secure and Efficient Connections

THE POWER CONNECTION

CABLE SYSTEMS | COMPONENTS | OVERHEAD LINES | RAILWAY CATENARY SYSTEMS

ibemo Kazakhstan - 090301 Republic of Kazakhstan, West Kazakhstan Oblast, Aksai, Pramzone, BKKS office complex
Phone: +7 71133 93077; Fax: +7 71133 93074; E-Mail: info@ibemo-kz.com; <http://www.ibemo.kz>



Maximum safety with minimum assembly time.

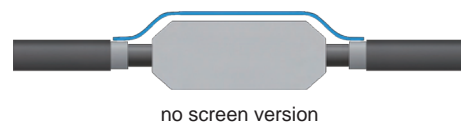
Copper or aluminium conductor cables can be connected perfectly and efficiently with the IXOSIL one piece silicone rubber slip-on joint.

The joint type for voltages from 123 kV - 300 kV consists of a prefabricated silicone sleeve. A specially designed outer housing makes fitting considerably easier. The proven slip-on system guarantees minimum installation time and maximum operational safety. In this way high voltage cables (VPE, EPR) can be connected safely and efficiently.


The IXOSIL prefabricated joint is available in several different versions to meet specific designs which can be combined in terms of screen treatment, water diffusion barriers and protective housing.

Joint Types

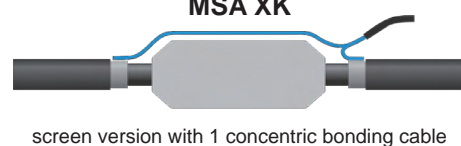
MSA DO



MSA DE




MSA XK



MSA XL





1 Closing mechanism

The housing can be closed by slight rotation of the two principle parts. The closing mechanism is a triple bayonet connection that closes when it is turned to an angle of 30°.

The outer housing is sealed by a double sealing system that includes an O ring and an in-house developed gasket. The gasket is designed in such a way that the internal and external working pressures can be easily compensated and resisted.

The additional, integrated locking device in the bayonet system prevents the gasket being over-compressed and provides an additional assembly safety device.

2 Markings

The closing and position markings are clearly shown on the housing. As a safeguard all closing mechanisms can also be plumbiert.

3 Fibre optic cable and PD sensors, bonding outlet

Up to 5 different outlets are available for efficiently sealing of fibre optic cable and/or PD sensor cables. The splice box for connecting the fibre optic cable can be fitted inside or outside the housing.

4 Bonding outlet

Additional reinforcing ribs are fitted to the outlet ports to ensure the necessary stability even with extremely large bonding cross sections.

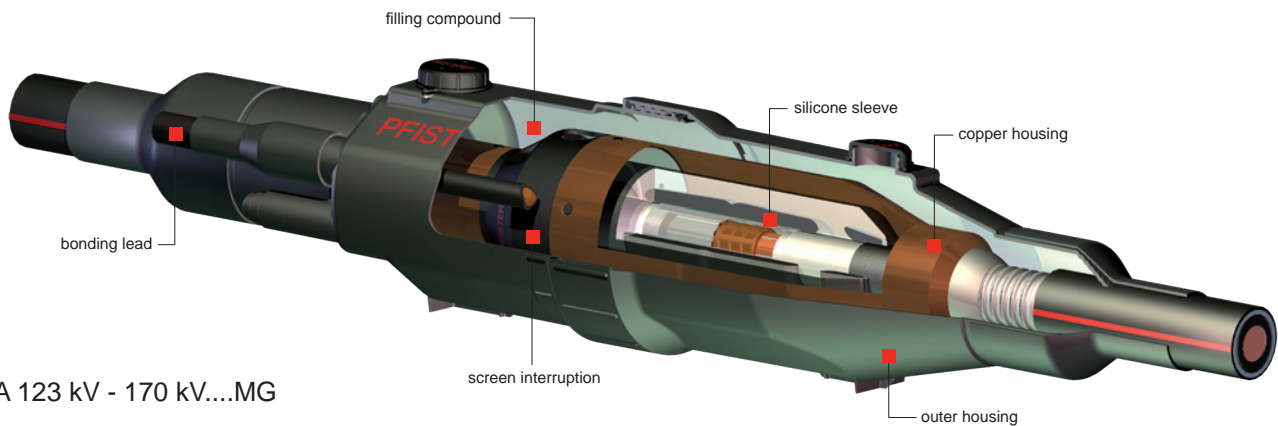
5 Filling caps

The two filling caps are sealed by a double gasket system. With two large filling ports and with a integrated ventilation channel design, ensure for an extremely efficient filling procedure.


An overview of the most important advantages of the outer housing

- Easy to assemble
- Waterproof according IEC for buried joints
- Suitable for different filling compounds
- Available in different materials acc. clients requirements for example: fibre glass , PE, etc.
- For cable cross sections up to 2500mm² and bonding cross sections up to 630mm²
- Maximum stability due to 6 mm wall-thicknes atertight
- Light, robust materials

Technical data.



MSA 123 kV - 170 kV...MG



MSA 245 kV - 300 kV...G

Highest voltage	Standards	Rated voltage	Lithning im-pulse withstand voltage (BIL)	Partial discharge measurement	Conductor cross section (prepared)	Diameter over cable insulation
U_m (kV)		U (kV)	(kV)	(pC)	(mm ²)	(mm)
123	IEC60840	110 – 115	550	< 5	240 – 2500	45 – 122
145	IEC60840	132 – 138	650	< 5	240 – 2500	45 – 122
170	IEC60840	150 – 161	750	< 5	240 – 2500	45 – 122
245	IEC62067	220 – 230	1050	< 5	240 – 2500	69 – 122
300	IEC62067	275 – 287	1050	< 5	240 – 2500	69 – 122