

# 66/67 IB Range













Interlocked socket-outlets to IEC 309 Standards

				COMBIBLOC compact socket-outlets				STANDARD SOCKET-OUTLETS			
Nominal current In (A)	Nominal voltage (V)	No. poles	Reference h	Compact socket-outlets without back IP 44	Compact socket-outlets with back IP 44	Compact socket-outlets without back IP 55	Compact socket-outlets with back IP 55	Horizontal socket-outlets without back IP 44	Horizontal socket-outlets with back IP 44	Horizontal socket-outlets with fuse-holder base without back IP 44	Horizontal socket-outlets with fuse-holder base with back IP 44
16	24	2P	s.r.								
	110 110 ÷ 130	2P + $\frac{1}{2}$	4	GW 66 423	GW 66 401	GW 66 467	GW 66 445	GW 66 101	GW 66 001	GW 66 123	GW 66 023
		3P + $\frac{1}{2}$	4	GW 66 424	GW 66 402	GW 66 468	GW 66 446	GW 66 102	GW 66 002	GW 66 124	GW 66 024
		3P + N + $\frac{1}{2}$	4	GW 66 425	GW 66 403	GW 66 469	GW 66 447	GW 66 103	GW 66 003	GW 66 125	GW 66 025
	230 200 ÷ 250	2P + $\frac{1}{2}$	6	GW 66 426	GW 66 404	GW 66 470	GW 66 448	GW 66 104	GW 66 004	GW 66 126	GW 66 026
		3P + $\frac{1}{2}$	9	GW 66 427	GW 66 405	GW 66 471	GW 66 449	GW 66 105	GW 66 005	GW 66 127	GW 66 027
		3P + N + $\frac{1}{2}$	9	GW 66 428	GW 66 406	GW 66 472	GW 66 450	GW 66 106	GW 66 006	GW 66 128	GW 66 028
	400 380 ÷ 415	2P + $\frac{1}{2}$	9	GW 66 429	GW 66 407	GW 66 473	GW 66 451	GW 66 107	GW 66 007	GW 66 129	GW 66 029
		3P + $\frac{1}{2}$	6	GW 66 430	GW 66 408	GW 66 474	GW 66 452	GW 66 108	GW 66 008	GW 66 130	GW 66 030
		3P + N + $\frac{1}{2}$	6	GW 66 431	GW 66 409	GW 66 475	GW 66 453	GW 66 109	GW 66 009	GW 66 131	GW 66 031
500 480 ÷ 500	3P + $\frac{1}{2}$	7					GW 66 110	GW 66 010	GW 66 132	GW 66 032	
	3P + N + $\frac{1}{2}$	7					GW 66 111	GW 66 011	GW 66 133	GW 66 033	
32	110 110 ÷ 130	2P + $\frac{1}{2}$	4	GW 66 434	GW 66 412	GW 66 478	GW 66 456	GW 66 112	GW 66 012	GW 66 134	GW 66 034
		3P + $\frac{1}{2}$	4	GW 66 435	GW 66 413	GW 66 479	GW 66 457	GW 66 113	GW 66 013	GW 66 135	GW 66 035
		3P + N + $\frac{1}{2}$	4	GW 66 436	GW 66 414	GW 66 480	GW 66 458	GW 66 114	GW 66 014	GW 66 136	GW 66 036
	230 200 ÷ 250	2P + $\frac{1}{2}$	6	GW 66 437	GW 66 415	GW 66 481	GW 66 459	GW 66 115	GW 66 015	GW 66 137	GW 66 037
		3P + $\frac{1}{2}$	9	GW 66 438	GW 66 416	GW 66 482	GW 66 460	GW 66 116	GW 66 016	GW 66 138	GW 66 038
		3P + N + $\frac{1}{2}$	9	GW 66 439	GW 66 417	GW 66 483	GW 66 461	GW 66 117	GW 66 017	GW 66 139	GW 66 039
	400 380 ÷ 415	2P + $\frac{1}{2}$	9	GW 66 440	GW 66 418	GW 66 484	GW 66 462	GW 66 118	GW 66 018	GW 66 140	GW 66 040
		3P + $\frac{1}{2}$	6	GW 66 441	GW 66 419	GW 66 485	GW 66 463	GW 66 119	GW 66 019	GW 66 141	GW 66 041
		3P + N + $\frac{1}{2}$	6	GW 66 442	GW 66 420	GW 66 486	GW 66 464	GW 66 120	GW 66 020	GW 66 142	GW 66 042
	500 480 ÷ 500	3P + $\frac{1}{2}$	7					GW 66 121	GW 66 021	GW 66 143	GW 66 043
3P + N + $\frac{1}{2}$		7					GW 66 122	GW 66 022	GW 66 144	GW 66 044	
400 380 ÷ 440	3P + $\frac{1}{2}$	3									
63	110 110 ÷ 130	2P + $\frac{1}{2}$	4								
		3P + $\frac{1}{2}$	4								
		3P + N + $\frac{1}{2}$	4								
	230 200 ÷ 250	2P + $\frac{1}{2}$	6								
		3P + $\frac{1}{2}$	9								
		3P + N + $\frac{1}{2}$	9								
	400 380 ÷ 415	2P + $\frac{1}{2}$	9								
		3P + $\frac{1}{2}$	6								
		3P + N + $\frac{1}{2}$	6								
	500 480 ÷ 500	3P + $\frac{1}{2}$	7								
3P + N + $\frac{1}{2}$		7									
125	110 110 ÷ 130	3P + $\frac{1}{2}$	4								
		3P + N + $\frac{1}{2}$	4								
	230 200 ÷ 250	3P + $\frac{1}{2}$	9								
		3P + N + $\frac{1}{2}$	9								
	400 380 ÷ 415	3P + $\frac{1}{2}$	6								
		3P + N + $\frac{1}{2}$	6								
500 480 ÷ 500	3P + $\frac{1}{2}$	7									
	3P + N + $\frac{1}{2}$	7									

# 66/67 IB Range

Interlocked socket-outlets to IEC 309 Standards



STANDARD				SOCKET-OUTLETS FOR HEAVY-DUTY USE					
									
Vertical socket-outlets without back IP 55	Vertical compact socket-outlets with back IP 55	Vertical socket-outlets with fuse-holder base without back IP 55	Vertical socket-outlets with fuse-holder base with back IP 55	Vertical socket-outlets with back IP 66	Vertical socket-outlets with fuse-holder base without back IP 66	Vertical socket-outlets with EN rail without back IP 66	Vertical socket-outlets with back IP 66	Vertical socket-outlets with fuse-holder base with back IP 66	Vertical socket-outlets with EN 50022 rail with back IP 66
GW 66 359	GW 66 259	GW 66 360	GW 66 260		GW 66 886			GW 66 998	
GW 66 301	GW 66 201	GW 66 323	GW 66 223	GW 66 535	GW 66 801	GW 66 824	GW 66 501	GW 66 951	GW 66 974
GW 66 302	GW 66 202	GW 66 324	GW 66 224	GW 66 536	GW 66 802	GW 66 825	GW 66 502	GW 66 952	GW 66 975
GW 66 303	GW 66 203	GW 66 325	GW 66 225	GW 66 537	GW 66 803	GW 66 826	GW 66 503	GW 66 953	GW 66 976
GW 66 304	GW 66 204	GW 66 326	GW 66 226	GW 66 538	GW 66 804	GW 66 827	GW 66 504	GW 66 954	GW 66 977
GW 66 305	GW 66 205	GW 66 327	GW 66 227	GW 66 539	GW 66 805	GW 66 828	GW 66 505	GW 66 955	GW 66 978
GW 66 306	GW 66 206	GW 66 328	GW 66 228	GW 66 540	GW 66 806	GW 66 829	GW 66 506	GW 66 956	GW 66 979
GW 66 307	GW 66 207	GW 66 329	GW 66 229	GW 66 541	GW 66 807	GW 66 830	GW 66 507	GW 66 957	GW 66 980
GW 66 308	GW 66 208	GW 66 330	GW 66 230	GW 66 542	GW 66 808	GW 66 831	GW 66 508	GW 66 958	GW 66 981
GW 66 309	GW 66 209	GW 66 331	GW 66 231	GW 66 543	GW 66 809	GW 66 832	GW 66 509	GW 66 959	GW 66 982
GW 66 310	GW 66 210	GW 66 332	GW 66 232	GW 66 544	GW 66 810	GW 66 833	GW 66 510	GW 66 960	GW 66 983
GW 66 311	GW 66 211	GW 66 333	GW 66 233	GW 66 545	GW 66 811	GW 66 834	GW 66 511	GW 66 961	GW 66 984
GW 66 312	GW 66 212	GW 66 334	GW 66 234	GW 66 546	GW 66 812	GW 66 835	GW 66 512	GW 66 962	GW 66 985
GW 66 313	GW 66 213	GW 66 335	GW 66 235	GW 66 547	GW 66 813	GW 66 836	GW 66 513	GW 66 963	GW 66 986
GW 66 314	GW 66 214	GW 66 336	GW 66 236	GW 66 548	GW 66 814	GW 66 837	GW 66 514	GW 66 964	GW 66 987
GW 66 315	GW 66 215	GW 66 337	GW 66 237	GW 66 549	GW 66 815	GW 66 838	GW 66 515	GW 66 965	GW 66 988
GW 66 316	GW 66 216	GW 66 338	GW 66 238	GW 66 550	GW 66 816	GW 66 839	GW 66 516	GW 66 966	GW 66 989
GW 66 317	GW 66 217	GW 66 339	GW 66 239	GW 66 551	GW 66 817	GW 66 840	GW 66 517	GW 66 967	GW 66 990
GW 66 318	GW 66 218	GW 66 340	GW 66 240	GW 66 552	GW 66 818	GW 66 841	GW 66 518	GW 66 968	GW 66 991
GW 66 319	GW 66 219	GW 66 341	GW 66 241	GW 66 553	GW 66 819	GW 66 842	GW 66 519	GW 66 969	GW 66 992
GW 66 320	GW 66 220	GW 66 342	GW 66 242	GW 66 554	GW 66 820	GW 66 843	GW 66 520	GW 66 970	GW 66 993
GW 66 321	GW 66 221	GW 66 343	GW 66 243	GW 66 555	GW 66 821	GW 66 844	GW 66 521	GW 66 971	GW 66 994
GW 66 322	GW 66 222	GW 66 344	GW 66 244	GW 66 556	GW 66 822	GW 66 845	GW 66 522	GW 66 972	GW 66 995
GW 66 357	GW 66 257	GW 66 358	GW 66 258	GW 66 557	GW 66 823	GW 66 846	GW 66 523	GW 66 973	GW 66 996
GW 67 356	GW 67 256	GW 66 345	GW 67 245				GW 66 524	GW 66 847	GW 66 866
GW 67 357	GW 67 257	GW 66 346	GW 67 246				GW 66 525	GW 66 848	GW 66 867
GW 67 358	GW 67 258	GW 66 347	GW 67 247				GW 66 526	GW 66 849	GW 66 868
GW 67 359	GW 67 259	GW 66 348	GW 67 248				GW 66 527	GW 66 850	GW 66 869
GW 67 360	GW 67 260	GW 66 349	GW 67 249				GW 66 528	GW 66 851	GW 66 870
GW 67 361	GW 67 261	GW 66 350	GW 67 250				GW 66 529	GW 66 852	GW 66 871
GW 67 362	GW 67 262	GW 66 351	GW 67 251				GW 66 530	GW 66 853	GW 66 872
GW 67 363	GW 67 263	GW 66 352	GW 67 252				GW 66 531	GW 66 854	GW 66 873
GW 67 364	GW 67 264	GW 66 353	GW 67 253				GW 66 532	GW 66 855	GW 66 874
GW 67 365	GW 67 265	GW 66 354	GW 67 254				GW 66 533	GW 66 856	GW 66 875
GW 67 366	GW 67 266	GW 66 355	GW 67 255				GW 66 534	GW 66 857	GW 66 876
					Vertical surface-mounting socket-outlets with circuit breaker protection			Vertical surface-mounting socket-outlets with electric interlock with residual current circuit breaker protection	
					GW 66 581			GW 66 591	
					GW 66 582			GW 66 592	
					GW 66 583			GW 66 593	
					GW 66 584			GW 66 594	
					GW 66 585			GW 66 595	
					GW 66 586			GW 66 596	
					GW 66 587			GW 66 597	
					GW 66 588			GW 66 598	

# 66/67 IB RANGE

Interlocked socket-outlets to IEC 309 Standards

		FLUSH MOUNTING	SURFACE MOUNTING	MODULAR BASES			MODULAR BASES WITH WINDOW PANEL			COMPLEMENTARY ITEMS		
												
				1 Socket-outlet	2 Socket-outlets	3 Socket-outlets	1 Socket-outlet	2 Socket-outlets	3 Socket-outlets			
66 COMBIBLOC RANGE	 Compact IP 44/IP 55 - 16/32A socket-outlets	GW 66 498	GW 66 496									
	 IP 44 horizontal socket-outlets without fuse-holder base (SBF) 16/32A	GW 66 681	GW 66 676									
IB 66/67 STANDARD RANGE	 IP 44 horizontal socket-outlets without fuse-holder base (SBF) 16/32A	GW 66 682	GW 66 677									
	 IP 55 horizontal socket-outlets without fuse-holder base (SBF) 16/32/63A	GW 66 683 (16-32A)	GW 66 678 (16-32A) GW 66 686 (63A)	GW 66 690 (16-32A)	GW 66 691 (16-32A)	GW 66 694 (16-32A)				GW 66 709	GW 66 741	GW 66 743
	 IP 55 vertical socket-outlets with fuse-holder base (CBF) 16/32A	GW 66 684	GW 66 679	GW 66 689	GW 66 692	GW 66 695				GW 66 710	GW 66 742	GW 66 744
	 IP 55 vertical socket-outlets with fuse-holder base (CBF) 63A		GW 66 680	GW 66 693								
	 IP 66 vertical socket-outlets for heavy-duty use 16/32A		GW 66 685	GW 66 696	GW 66 697	GW 66 698	GW 66 781	GW 66 782	GW 66 783	GW 66 707		
 IP 66 vertical socket-outlets for heavy-duty use 63A			GW 66 700			GW 66 784						