

Hypra® IP 44 metal, plastic and rubber plugs and sockets

ELV 16 A and LV 16/32/63 A

Conform to :
 BS EN 60309-1, BS EN 60309-2,
 IEC 60309-1 and IEC 60309-2
IP 44 according to
BS EN 60529 and IEC 60529
IK 09 plastic and rubber
IK 10 metal according to
BS EN 62262 and IEC 62262
 Self-extinguishing : 850 °C for
 insulated parts (960 °C for
 Prisinter) 650 °C for housing -
 conforms to BS EN 60695-2-10
 and IEC 60695-2-10
 Temp. rating : -50 °C to +100 °C
 (- 20 °C for Prisinter)



Technical information
 and dimensions
 (p. 17-25)



Panel mounting sockets
inclined

Surface mounting
sockets inclined⁽²⁾

Through wiring
surface mounting
sockets⁽²⁾

Straight plugs

Angled plugs

ELV			METAL	PLASTIC	MODULAR ⁽¹⁾ PLASTIC	METAL	PLASTIC	PLASTIC	PLASTIC	RUBBER	METAL	PLASTIC	RUBBER
20 to 25 V 50/60 Hz	16 A	2 P		0524 01			0524 01+						0524 41
		3 P		0524 02			0524 02+						0524 42
20 to 50 V D.C. ≡	16 A	2 P		0524 05			0524 05+						0524 03
LV													
100 to 130 V 50/60 Hz	16 A	2 P + ⊥	0519 30	0519 20	0519 19	0519 30+	0519 20+	0519 20+	0519 40				
200 to 250 V 50/60 Hz	16 A	2 P + ⊥	0520 32	0520 22	0520 18	0520 32+	0520 22+	0520 22+	0520 42		0520 72	0520 62	0521 52
		3 P + ⊥		0520 23	0520 19	0520 33+	0520 23+	0520 23+	0520 43				
		3 P + N + ⊥		0520 24	0520 20	0520 34+	0520 24+	0520 24+	0520 44			0520 64	
	32 A	2 P + ⊥	0527 32		0527 18	0527 32+	0527 18+	0527 18+	0527 42		0527 72	0527 62	
		3 P + ⊥			0527 19	0527 33+	0527 19+	0527 19+	0527 43			0527 63	
380 to 415 V 50/60 Hz	16 A	3 P + ⊥	0522 33	0522 23	0522 19	0522 33+	0522 23+	0522 23+	0522 43	0522 53	0522 73	0522 63	0521 53
		3 P + N + ⊥	0522 34	0522 24	0522 20	0522 34+	0522 24+	0522 24+	0522 44	0522 54	0522 74	0522 64	0521 54
	32 A	3 P + ⊥	0529 33		0529 19	0529 33+	0529 19+	0529 19+	0529 43	0529 53		0529 63	0528 53
		3 P + N + ⊥	0529 34		0529 20	0529 34+	0529 20+	0529 20+	0529 44	0529 54	0529 74	0529 64	0528 54
	63 A	3 P + ⊥	0538 33	0538 23		0537 33	0537 23	0538 23+	0538 43		0538 73		0538 63
		3 P + N + ⊥	0538 34	0538 24		0537 34	0537 24	0538 24+	0538 44		0538 74		0538 64

For voltages/arrangements not listed in this table, please contact us on 0845 605 4333

(1) 70 x 70 mm fixing centres

(2) Order both Cat. Nos. for surface mounting units

For pack quantities, please refer to our current Legrand trade price list

Hypra® IP 44/55 Prisinter LV 16/32/63 A



(Supplied without cover)



Prisinter⁽²⁾

Mobile sockets		Panel appliance inlets		Surface mounting appliance inlets ⁽¹⁾		Panel mounting sockets		Surface mounting sockets ⁽¹⁾		Mobile Prisinter	Auxiliary c/o contact microswitch
PLASTIC	RUBBER	METAL	PLASTIC	METAL	PLASTIC	METAL	PLASTIC	METAL	PLASTIC	RUBBER/PLASTIC	
0524 61	0524 81										
0524 62											
	0524 85										
0519 80			0519 70					0519 10		0519 10+ 0520 49	
0520 82	0520 92	0521 62	0521 72	0521 62+	0521 72+	0520 12	0520 02	0520 12+	0520 02+		0521 96 ⁽³⁾
				0520 69	0520 79			0520 59	0520 49		
0520 83	0520 93		0520 73				0520 03		0520 03+		0521 96 ⁽³⁾
									0520 49		
	0520 94						0520 04		0520 04+		0521 96 ⁽³⁾
									0522 49		
0527 82	0527 92	0528 62	0528 72	0528 62+	0528 72+		0527 02		0527 02+	0527 05	0521 96 ⁽³⁾
				0529 69	0529 79				0529 49		
0527 83	0527 93					0527 13	0527 03	0527 13+	0527 03+	0527 06	0521 96 ⁽³⁾
								0522 59	0529 49		
0522 83	0522 93	0521 63	0521 73	0521 63+	0521 73+	0522 13	0522 03	0522 13+	0522 03+		0521 96 ⁽³⁾
				0522 69	0522 79			0520 59	0520 49		
0522 84	0522 94	0521 64	0521 74	0521 64+	0521 74+	0522 14	0522 04	0522 14+	0522 04+		0521 96 ⁽³⁾
				0522 69	0522 79			0529 59	0522 49		
0529 83	0529 93	0528 63	0528 73	0528 63+	0528 73+	0529 13	0529 03	0529 13+	0529 03+	0529 06	0521 96 ⁽³⁾
				0529 69	0529 79			0522 59	0529 49		
0529 84	0529 94	0528 64	0528 74	0528 64+	0528 74+	0529 14	0529 04	0529 14+	0529 04+	0529 07	0521 96 ⁽³⁾
				0529 69	0529 79			0522 59	0529 49		
0538 83	0538 93	0537 63	0537 73	0537 63+	0537 73+	0538 00	0536 03	0538 00+	0536 03+	0537 06	0521 96 ⁽³⁾
				0538 69	0538 79			0538 09	0537 49		
0538 84	0538 94	0537 64	0537 74	0537 64+	0537 74+	0538 01	0536 04	0538 01+	0536 04+	0537 07	0521 96 ⁽³⁾
				0538 69	0538 79			0538 09	0537 49		

ACCESSORIES

Appliance inlet covers⁽⁴⁾

Conform to BS EN 60309-1, BS EN 60309-2, IEC 60309-1 and IEC 60309-2

Material : Rubber
Self-extinguishing : 650 °C
Temp. rating : -20 °C to +40 °C

Adaptor⁽⁴⁾

Conform to BS EN 60309-1, BS EN 60309-2, IEC 60309-1 and IEC 60309-2

Self-extinguishing : 850 °C
Temp. rating : -15 °C to +40 °C

		Appliance inlet covers		Adaptor	
		Pack	Cat. Nos.	Pack	Cat. No.
16 A	2 P + ⊥	10	0521 25		
	3 P + ⊥	5	0521 26		
	3 P + N + ⊥	5	0521 27		
32 A	2 P + ⊥	5	0521 27		
	3 P + ⊥	5	0521 27		
	3 P + N + ⊥	5	0527 99		
63 A	2 P + ⊥	5	0536 99		
	3 P + ⊥	5	0536 99		
	3 P + N + ⊥	5	0536 99		
16 A - 230 V	IEC 2 P + ⊥ plug - 13 A 2 P + ⊥ B.S. socket			10	0521 01

(1) Order both Cat. Nos. for surface mounting units


(2) Index of protection and switching capacity, see p. 17

(3) Late make early break c/o contact for LV only : (for ELV please contact us on 0845 605 4333)


(4) See p. 34 for dimensions

Hypra® IP 44/55 - LV 16 A

Prisinter - interlocked switched sockets



0520 02



0522 13



0522 49

Technical information and dimensions (p. 17-18)

IP 44 when plug inserted
 IP 55 with cover closed or used with IP 66/67-55 angled plugs
 Stainless steel screws

Prisinter panel mounting sockets

Load break disconnect at the push of the button
 Accepts Ø6 mm padlock with cover closed
 Terminals accept 1.5 mm² to 4 mm² rigid cable (BS EN 60309-1 and IEC 60309-1)
 Possibility to fit 2 auxiliary C/O contacts
 Cat. Nos. 0521 96

	Metal	Plastic	
1		0520 02	200/250 V~ 2 P + ⊥
1		0520 03	3 P + ⊥
1		0520 04	3 P + N + ⊥
			380/415 V~
1	0522 13	0522 03	3 P + ⊥
1	0522 14	0522 04	3 P + N + ⊥


Surface mounting boxes

Reversible entry box with 3 x M20 entries with 2 blanking plugs plus rear knockout entries

	Metal	Plastic	
1		0520 49	For 2 P + ⊥ / 3 P + ⊥ sockets
1	0529 59	0522 49	For 3 P + N + ⊥ sockets

Hypra® IP 44/55 - LV 32 A

Prisinter - interlocked switched sockets




0529 13




0529 04 + 0529 49

Hypra® IP 44/55 - LV 63 A

Prisinter - interlocked switched sockets



0538 00 + 0538 09



0537 06

Technical information and dimensions (p. 17-18)

IP 44 when plug inserted
IP 55 with cover closed or used with IP 66/67-55 angled plugs

Pack	Cat. Nos.		Prisinter panel mounting sockets
			Load break disconnect at the push of the button Accepts Ø6 mm padlock with cover closed Terminals accept 2.5 mm ² to 10 mm ² rigid cable (BS EN 60309-1 and IEC 60309-1) Possibility to fit 2 auxiliary C/O contacts Cat. Nos. 0521 96
1	Metal	Plastic	200/250 V~
1		0527 02	2 P + ⊥
1		0527 03	3 P + ⊥
1	0529 13	0529 03	380/415 V~
1	0529 14	0529 04	3 P + ⊥
			3 P + N + ⊥

Pack	Cat. Nos.		Surface mounting boxes
			Reversible entry box with 2 x M25 and 1 x M20 entries with 1 x M25 and 1 x M20 blanking plugs plus rear knockout entries
1	Metal	Plastic	For 2 P + ⊥ / 3 P + ⊥ / 3 P + N + ⊥ sockets
	0522 59	0529 49	

Pack	Cat. Nos.		Prisinter mobile sockets
			Load break disconnect at the push of the button, at the end of an extension lead Accepts Ø6 mm padlock with cover closed Terminals accept 2.5 mm ² to 6 mm ² flexible cable (BS EN 60309.1 and IEC 60309.1)
1	Rubber/Plastic		200/250 V~
	0527 05		2 P + ⊥
1		0529 06	380/415 V~
1		0529 07	3 P + ⊥
			3 P + N + ⊥

Technical information and dimensions (p. 17-18)

IP 44 when plug inserted
IP 55 with cover closed or used with IP 66/67-55 angled plugs

Pack	Cat. Nos.		Prisinter panel mounting sockets
			Load break disconnect at the push of the button Accepts 3 x Ø8 mm padlocks with cover closed IP 2x protection against direct contact Terminals accept 6 mm ² to 25 mm ² rigid cable Possibility to fit 2 auxiliary C/O contacts Cat. Nos. 0521 96
1	Metal	Plastic	380/415 V~
1	0538 00	0536 03	3 P + ⊥
1	0538 01	0536 04	3 P + N + ⊥

Pack	Cat. Nos.		Surface mounting boxes
			Reversible entry box with 2 x M32 and 1 x M20 entries with 1 x M32 and 1 x M20 blanking plugs
1	Metal	Plastic	For 3 P + ⊥ / 3 P + N + ⊥ sockets
	0538 09	0537 49	

Pack	Cat. Nos.		Prisinter mobile sockets
			Load break disconnect at the push of the button, at the end of an extension lead Accepts 3 x Ø8 mm padlocks with cover closed Terminals accept 6 mm ² to 16 mm ² flexible cable
1	Rubber/Plastic		380/415 V~
1		0537 06	3 P + ⊥
1		0537 07	3 P + N + ⊥